


I(a) Statement Shareholding Pattern			
Name of the Company : Creative Castings Limited			
Script Code:		Class of Security:	
AS ON			
Partly Paid-up shares	No. of Partly Paid-up shares	As a % of total no. of Partly paid-up shares	As a % of total no. of shares of the Company
Held by promoter/Promoter group	0	0	0
Held by public	0	0	0
Total	0	0	0
Outstanding convertible securities	No. of Outstanding securities	As a % of total No. of Outstanding convertible securities	As a % of total No. of shares of the company, assuming full conversion of the convertible securities
Held by promoter/Promoter group	0	0	0
Held by Public	0	0	0
Total	0	0	0
Warrants	No. of Warrants	As a % of total no. of warrants	As a % of total No. of shares of the company, assuming full conversion of the convertible securities
Held by promoter/Promoter group	0	0	0
Held by Public	0	0	0
Total	0	0	0
Total paid-up capital of the company, assuming full conversion of warrants and convertible securities	1300000		

For CREATIVE CASTINGS LIMITED


Rajan R. Bambhanla
MANAGING DIRECTORE

Creative Castings Limited									
Category or code	Category of Shareholder	Number of shares other	Total number of Shares	Number of dematerialized	Total Shareholding as a percentage of total number of shares		Number of shares	As a percentage (IX) = (VIII)/(IV)*100	Shares pledged for otherwise encumbered)
(I)	(II)	(III)	(IV)	(V)	As a percentage of (A+B) (VI)	As a percentage of (A+B+C) (VII)	(VIII)	(IX) = (VIII)/(IV)*100	
(A)	PROMOTER AND PROMOTER GROUP								
[1]	INDIAN								
	INDIVIDUALS / HINDU UNDIVIDED FAMILY	47	780000	773200	60	60	0	0	0
	CENTRAL GOVERNMENT / STATE GOVERNMENT(S)	0	0	0	0	0	0	0	0
	BODIES CORPORATE	0	0	0	0	0	0	0	0
	FINANCIAL INSTITUTIONS / BANKS	0	0	0	0	0	0	0	0
	ANY OTHER (SPECIFY)	0	0	0	0	0	0	0	0
	Sub Total	47	780000	773200	60	60	0	0	0
[2]	FOREIGN								
	INDIVIDUALS (NON-RESIDENT INDIVIDUALS / FOREIGN INDIVIDUALS)	0	0	0	0	0	0	0	0
	BODIES CORPORATE	0	0	0	0	0	0	0	0
	INSTITUTIONS	0	0	0	0	0	0	0	0
	QUALIFIED FORE. INVESTOR-CORPORATE	0	0	0	0	0	0	0	0
	QUALIFIED FORE. INVESTOR-IND	0	0	0	0	0	0	0	0
	Sub Total	0	0	0	0	0	0	0	0

For CREATIVE CASTINGS LIMITED

R. Bamba
 Rajan R. Bamba
 MANAGING DIRECTOR

	Total (A)	47	780000	773200	60	60	0	0
(B) PUBLIC SHAREHOLDING								
[1] INSTITUTIONS								
MUTUAL FUNDS / UTI	0	0	0	0	0	0	0	0
FINANCIAL INSTITUTIONS / BANKS	0	0	0	0	0	0	0	0
CENTRAL GOVERNMENT / STATE GOVERNMENT(S)	0	0	0	0	0	0	0	0
VENTURE CAPITAL FUNDS	0	0	0	0	0	0	0	0
INSURANCE COMPANIES	0	0	0	0	0	0	0	0
FOREIGN INSTITUTIONAL INVESTORS	0	0	0	0	0	0	0	0
FOREIGN MUTUAL FUND	0	0	0	0	0	0	0	0
FOREIGN VENTURE CAPITAL INVESTORS	0	0	0	0	0	0	0	0
QUALIFIED FORE. INVESTOR-CORPORATE	0	0	0	0	0	0	0	0
QUALIFIED FORE. INVESTOR-IND	0	0	0	0	0	0	0	0
Sub Total	0	0	0	0	0	0	0	0
[2] NON-INSTITUTIONS								
BODIES CORPORATE	8	34400	25900	2.65	2.65	0	0	0
INDIVIDUAL SHAREHOLDERS HOLDING NOMINAL SHARE CAPITAL UPTO RS. 1 LAKH.	149	123200	34300	9.48	9.48	0	0	0
INDIVIDUAL SHAREHOLDERS HOLDING NOMINAL SHARE CAPITAL IN EXCESS OF RS. 1 LAKH	5	152600	152600	11.74	11.74	0	0	0
QUALIFIED FORE. INVESTOR-CORPORATE	0	0	0	0	0	0	0	0
QUALIFIED FORE. INVESTOR-IND	0	0	0	0	0	0	0	0
CLEARING MEMBER	0	0	0	0	0	0	0	0

For, CREATIVE CASTINGS LIMITED


Tejvan B. Borbhania
MANAGING DIRECTOR

MARKET MAKER	1	1000	0	0	0.08	0.08	0	0
OFFICE BEARERS	0	0	0	0	0	0	0	0
NON RESIDENT INDIANS (REPAT)	0	0	0	0	0	0	0	0
NON RESIDENT INDIANS (NON REPAT)	0	0	0	0	0	0	0	0
FOREIGN COMPANIES	0	0	0	0	0	0	0	0
OVERSEAS BODIES CORPORATES	0	0	0	0	0	0	0	0
DIRECTORS / RELATIVES	0	0	0	0	0	0	0	0
PERSONS ACTING IN CONCERT	0	0	0	0	0	0	0	0
GROUP COMPANIES	0	0	0	0	0	0	0	0
GOVT. NOMINEES	0	0	0	0	0	0	0	0
NOTIFIED PERSONS	0	0	0	0	0	0	0	0
OTHER SHROFF COMPANIES	0	0	0	0	0	0	0	0
OTHER SHROFF FAMILY	0	0	0	0	0	0	0	0
OTHER SHROFF FAMILY [NRI]	0	0	0	0	0	0	0	0
SUBSIDIARY COMPANIES	0	0	0	0	0	0	0	0
SHROFF PLEDGE	0	0	0	0	0	0	0	0
FOREIGN DIRECTORS	0	0	0	0	0	0	0	0
PARTNERSHIP FIRM	0	0	0	0	0	0	0	0
PROPRIETORY FIRM	0	0	0	0	0	0	0	0
OTHER DIRECTORS	0	0	0	0	0	0	0	0
ESCROW ACCOUNT	0	0	0	0	0	0	0	0
FORFEITED SHARES	0	0	0	0	0	0	0	0
FRIENDS & ASSOCIATES	0	0	0	0	0	0	0	0
HOLDING COMPANY	0	0	0	0	0	0	0	0
DIRECTORS / RELATIVES	5	208800	208800	16.06	16.06	0	0	0
TRUSTS	0	0	0	0	0	0	0	0
Sub Total	168	520000	421600	40	40	40	0	0
Total (B)	168	520000	421600	40	40	40	0	0
Total (A)+(B)	215	1300000	1194800	100	100	100	0	0

For CREATIVE CASTINGS LIMITED



Rajan R. Bamthania
MANAGING DIRECTOR

(C)	SHARES HELD BY CUSTODIANS AND AGAINST WHICH DEPOSITORY RECEIPTS HAVE BEEN ISSUED								
	SHARES HELD BY CUSTODIANS	0	0	0	0	0	0	0	0
	Sub Total	0	0	0	0	0	0	0	0
	Total (C)	0	0	0	0	0	0	0	0
	Total (A)+(B)+(C)	215	1300000	1194800	100	100	100	0	0

GENERATED ON : 05/10/2014

NSDL : 30/09/2014

CDSL : 30/09/2014

For, CHIEF FINANCIAL OFFICER



Rajan R. Banthra
MANAGING DIRECTOR

Creative Castings Limited

(I)(b) STATEMENT SHOWING HOLDING OF SECURITIES (INCLUDING SHARES, WARRANTS, CONVERTIBLE SECURITIES) OF PERSONS BELONGING TO THE CATEGORY 'PROMOTER AND PROMOTER GROUP'

Sr. No.	NAME OF THE SHAREHOLDER	NO. OF SHARE HELD	TOTAL SHARES HELD AS A % OF GRAND TOTAL (A)+(B)+(C)	ENCUMBERED SHARES NO.	ENCUMBERED SHARES AS A % (VI)=(V)/(III)*100	ENCUMBERED SHARES AS A % OF GRAND TOTAL (A)+(B)+(C) OF SUB-CLAUSE (I)(a)	PAN	Number of warrants held	As a % total number of warrants of the same class	Number of convertible securities held	As a % total number of convertible securities of the same class	Total shares (including underlying shares assuming full conversion of warrants and convertible securities) as a % of diluted share capital
(i)	(ii)	(iii)	(iv)	(v)	(vi)=(v)/(iii)*100	(viii)	(ix)	(x)	(xi)	(xii)		
1	SIDDHARTH VAISHNAV	62050	4.7731	0	0	0	ABBPV0392A					
2	JASHUMATI R BAMBHANIA	53000	4.0769	0	0	0	AANPB1601P					
3	RAMNIKLAL N BAMBHANIA	45800	3.5231	0	0	0	AANPB1600N					
4	VISHAL DHIRUBHAI PATEL	45500	3.5	0	0	0	ADDDPP9581D					
5	INDUMATI N VADGAMA	42100	3.2385	0	0	0	AAHPV1626J					
6	RUTA R BAMBHANIA	40800	3.1385	0	0	0	ABQPT3539E					
7	BHAVIN N VADGAME	36600	2.8154	0	0	0	AAUPV9104E					
8	PRUTHESH DHIRUBHAI PATEL	32900	2.5308	0	0	0	ACYPP2121R					
9	KOKILABEN DHIRUBHAI DAND	31800	2.4462	0	0	0	ABRPD8609C					
10	JIGNEESH S THANKI	31500	2.4231	0	0	0	AAUPT4736A					
11	ALPA J THANKI	27800	2.1385	0	0	0	ABBP3875G					
12	NAROTTAM C VADGAMA	27000	2.0769	0	0	0	AAAHV9956N					
13	PINAK S THANKI	25850	1.9885	0	0	0	AAZPT5401F					
14	ANILA S THANKI	23800	1.8308	0	0	0	ABBP3658D					
15	JAYENDRA C VADGAMA	23400	1.8	0	0	0	AAUPV9106G					
16	PURVI S THANKI	22900	1.7615	0	0	0	ABBP3657N					
17	HARSH J. VADGAMA	21000	1.6154	0	0	0	AFFPV3680A					
18	RAJAN R BAMBHANIA	19300	1.4846	0	0	0	AACHB4095G					
19	RAMNIKLAL N BAMBHANIA	18900	1.4538	0	0	0	AAHB2605K					

FOR CREATIVE CASTINGS LIMITED

Rajen R. Gantharia
MANAGING DIRECTOR

20	HIREN N VADGAMA	18800	1.4462	0	0	0	0	AAUPV9105F					
21	REKHA J VADGAMA	17900	1.3769	0	0	0	0	AAXPV1578P					
22	FALGUNI P THANKI	16100	1.2385	0	0	0	0	ACCPJ3303M					
	PUSHPABEN VALLABHBHAI												
23	VAISHNAV	15300	1.1769	0	0	0	0	ABBPV0394G					
24	TWINKLE PATEL PRUTHESH	14600	1.1231	0	0	0	0	ANKPS8808D					
25	DIPTI R BAMBHANIA	13000	1	0	0	0	0	ACAPB3875A					
26	HEMALI R BAMBHANIA	13000	1	0	0	0	0	ABW/PB2560P					
27	HIREN N VADGAMA	11700	0.9	0	0	0	0	AABHV7216G					
	DHIRUBHAI HARIBHAI DAND												
28	HUF	9100	0.7	0	0	0	0	AABHD0610A					
29	JYOTI M THANKI	5000	0.3846	0	0	0	0	ABCP19846N					
30	KIRAG M THANKI	2500	0.1923	0	0	0	0	ABBP13648M					
31	DIPALI K THANKI	2000	0.1538	0	0	0	0	AAXPT8673R					
32	JIGAR M THANKI	2000	0.1538	0	0	0	0	AAXPT8679F					
33	DIPTI S VAISHNAV	1000	0.0769	0	0	0	0						
34	KANJIBHAI R. VAISHNAV	1000	0.0769	0	0	0	0						
35	KESHUBHAI B. RADADIA	1000	0.0769	0	0	0	0						
36	KHIMJIBHAI R. VAISHNAV	1000	0.0769	0	0	0	0						
37	MAHADEVBHAI R. VAISHNAV	1000	0.0769	0	0	0	0						
38	BHANUMATI R. PATEL	500	0.0385	0	0	0	0						
39	RASILA V. PATEL	500	0.0385	0	0	0	0						
40	CHANDRAKANT THANKI	200	0.0154	0	0	0	0						
41	MAHESHKUMAR THANKI	200	0.0154	0	0	0	0						
42	MAHESH M. THANKI	200	0.0154	0	0	0	0	ABEPT0490H					
43	JYOTI THANKI	100	0.0077	0	0	0	0						
44	KRISHNA THANKI	100	0.0077	0	0	0	0						
45	MANSUKHLAL THANKI	100	0.0077	0	0	0	0						
46	SHARDA THANKI	100	0.0077	0	0	0	0						
	Total :	780000	60.0002	0	0	0	0						

GENERATED ON : 05/10/2014

NSDL : 30/09/2014

CDSL : 30/09/2014

For Chairman of the Board of Directors



Rajan R. Bambhaniya
MANAGING DIRECTOR

Creative Castings Limited

(I)(C)(I) STATEMENT SHOWING HOLDING OF SECURITIES (INCLUDING SHARES, WARRANTS, CONVERTIBLE SECURITIES) OF PERSONS BELONGING TO THE 'PUBLIC' AND HOLDING MORE THAN 1% OF THE TOTAL NUMBER OF SHARES


SR. NO.	NAME(S) OF THE SHAREHOLDER	NUMBER OF SHARES HELD	SHARES AS A PERCENTAGE OF TOTAL NUMBER OF SHARES {i.e. GRAND TOTAL (A)+(B)+(C) INDICATED IN STATEMENT AT PARA (I)(a) ABOVE }	PAN	NUMBER OF WARRANTS HELD	AS A % TOTAL NUMBER OF WARRANTS OF THE SAME CLASS	NUMBER OF CONVERTIBLE SECURITIES HELD	% W.R.T TOTAL NUMBER OF CONVERTIBLE SECURITIES OF THE SAME CLASS	TOTAL SHARES (INCLUDING UNDERLYING SHARES ASSUMING FULL CONVERSION OF WARRANTS AND CONVERTIBLE SECURITIES) AS A % OF DILUTED SHARE CAPITAL
1	NAROTTAM C VADGAMA	64000	4.9231						
2	RAJAN R BAMBHANIA	58700	4.5154						
3	PARSOTTAMBHAI MANJIBHAI NADPARA	49600	3.8154						
4	USHABEN PARSONTAMBHAI NADPARA	43400	3.3385						
5	SHASHIKANT M THANKI	42600	3.2769						
6	HEENA VISHAL PATEL	32100	2.4692						
7	DHIRUBHAI HARIBHAI DAND	26500	2.0385						
8	KHANDWALA SECURITIES LTD.	25900	1.9923						
9	VALLABHBHAI RAMJIBHAI VAISHNAV	17000	1.3077						
10	SHARDA M. THANKI	16200	1.2462						
	Total :	376000	28.9232						

GENERATED ON : 05/10/2014

NSDL : 30/09/2014

CDSL : 30/09/2014

FOR CREATIVE CASTINGS LIMITED



Rajan R. Bambhani
Managing Director


Creative Castings Limited

(I)(c)(II) STATEMENT SHOWING HOLDING OF SECURITIES (INCLUDING SHARES, WARRANTS, CONVERTIBLE SECURITIES) OF PERSONS (TOGETHER WITH PAC) BELONGING TO THE CATEGORY 'PUBLIC AND HOLDING MORE THAN 5% OF THE TOTAL NUMBER OF SHARES OF THE COMPANY									
S.R. NO.	NAME(S) OF THE SHAREHOLDER(S) AND THE PERSONS ACTING IN CONCERT(PAC) WITH THEM	NUMBER OF SHARES	SHARES AS A PERCENTAGE OF TOTAL NUMBER OF SHARES {i.e. GRAND TOTAL (A)+(B)+(C)}	PAN	NUMBER OF WARRANTS HELD	AS A % TOTAL NUMBER OF WARRANTS OF THE SAME CLASS	NUMBER OF CONVERTIBLE SECURITIES HELD	% W. R. T TOTAL NUMBER OF CONVERTIBLE SECURITIES OF THE SAME CLASS	TOTAL SHARES (INCLUDING UNDERLYING SHARES ASSUMING FULL CONVERSION OF WARRANTS AND CONVERTIBLE SECURITIES) AS A % OF DILUTED SHARE CAPITAL
	Total :	0	0						

GENERATED ON : 05/10/2014

NSDL : 30/09/2014

CDSL : 30/09/2014

FOR CREATIVE CASTINGS LIMITED

 Rajan R. Bhatnagar
 MANAGING DIRECTOR

Creative Castings Limited

I (d) STATEMENT SHOWING DETAILS OF LOCKED - IN SHARES

Sr. No.	NAME OF SHAREHOLDER	NUMBER OF LOCKED-IN SHARES	LOCKED-IN SHARES AS A (%) PERCENTAGE OF TOTAL NUMBER OF SHARES {i.e., GRAND TOTAL (A)+(B)+(C) INDICATED IN STATEMENT AT PARA (I)(a) ABOVE }	Promotor/ Promotor Group/Public
	Total :	0	0	

GENERATED ON : 05/10/2014

NSDL : 30/09/2014

CDSL : 30/09/2014

FOR CREATIVE CASTINGS LIMITED

R. B. Mathur
 Rajan B. Mathur
 Managing Director

Creative Castings Limited

II (a) STATEMENT SHOWING DETAILS OF DEPOSITORY RECEIPTS(DRS)

Sr.No.	NAME OF THE DR HOLDER	NUMBER OF SHARES UNDERLYING OUTSTANDING DRS	SHARES UNDERLYING OUTSTANDING DRS AS A PERCENTAGE OF TOTAL NUMBER OF SHARES {i.e., GRAND TOTAL (A)+(B)+(C) INDICATED IN STATEMENT AT PARA(I)(a)ABOVE }
	Total :	0	0

GENERATED ON : 05/10/2014

NSDL : 30/09/2014

CDSL : 30/09/2014

FOR CREATIVE CASTINGS LIMITED

R. Bamdhani

Sanjay R. Bamdhani
MANAGING DIRECTOR

Creative Castings Limited

II (b) STATEMENT SHOWING HOLDING OF DEPOSITORY RECEIPTS (DRs), WHERE UNDERLYING SHARES ARE IN EXCESS OF 1% OF THE TOTAL NUMBER OF SHARES

Sr. No.	NAME OF THE DR HOLDER	TYPE OF OUTSTANDING DR(ADRs, GDRs, SDRs, etc.)	NUMBER OF SHARES UNDERLYING	SHARES UNDERLYING OUTSTANDING DRs AS A PERCENTAGE OF TOTAL NUMBER OF SHARES{i.e., GRAND TOTAL (A)+(B)+(C) INDICATED IN STATEMENT
Total :				0
GENERATED ON : 05/10/2014 NSDL : 30/09/2014 CDSL : 30/09/2014				

FOR CREATIVE CASTINGS LIMITED



Dejan R. Samthania
 MANAGING DIRECTOR